











Self-contained ice maker - Sprayer system
Daily production up to 97 kg

Hotel	■	■	■	■	■	■	■	■	■	■	■	■	■	■	■	■	■	■	■	■
Restaurant	■	■	■	■	■	■	■	■	■	■	■	■	■	■	■	■	■	■	■	■
Fast food	■	■	■	■	■	■	■	■	■	■	■	■	■	■	■	■	■	■	■	■
Bar	■	■	■	■	■	■	■	■	■	■	■	■	■	■	■	■	■	■	■	■
Disco	■	■	■	■	■	■	■	■	■	■	■	■	■	■	■	■	■	■	■	■
Fish market	■	■	■	■	■	■	■	■	■	■	■	■	■	■	■	■	■	■	■	■
Supermarket	■	■	■	■	■	■	■	■	■	■	■	■	■	■	■	■	■	■	■	■
Medical & SPA	■	■	■	■	■	■	■	■	■	■	■	■	■	■	■	■	■	■	■	■
Industry	■	■	■	■	■	■	■	■	■	■	■	■	■	■	■	■	■	■	■	■

► **Position n°**



► **Features & Plus**

- Compact and crystal cube
- AISI 304 SS Scotch Brite finish 
- Tropical class +43°C 
- Adjustable Stainless Steel feet
- Removable and cleanable air filter
- Air or water cooling system
- Easy cleanable internal rounded surfaces 
- HCFC-Free insulated storage 
- RoHS Free 
- Disappearing insulated door
- Electromechanical operation 
- ON-OFF rocker switch 
- Standard and special voltages
- HFC Free 



AISI 304 SS Scotch Brite finish



Adjustable Stainless Steel feet

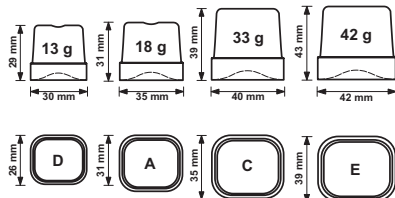


Removable and cleanable air filter



Disappearing insulated door

► **Available ice cube size**



► **Prod. 24h**

Air temp.	Water temp.		kg	lbs	
	10° C	50° F			7° C
10° C	50° F	7° C	45° F	97	214
21° C	70° F	15° C	60° F	95	209

2 Years Warranty
subject to limitations

► **Certifications available for this model**



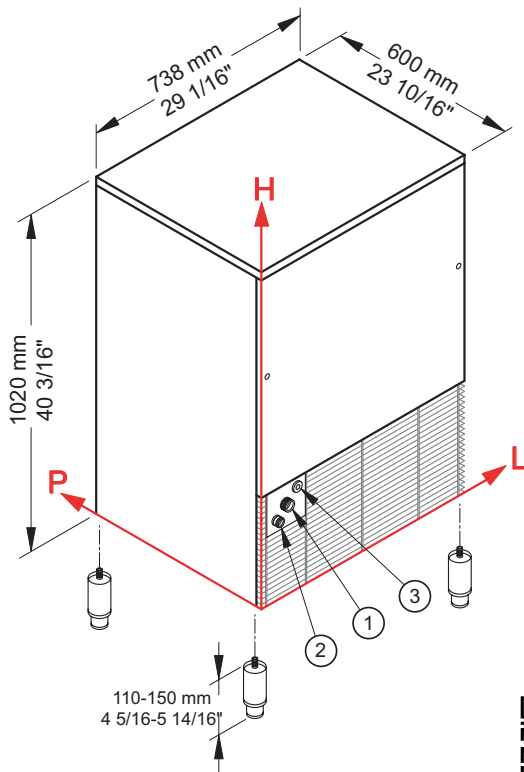


Ice Cube

CB 955 HC



Self-contained ice maker - Sprayer system Daily production up to 97 kg



Installation



► Working conditions

- Location: **Indoor**

	Min	Max
Ambient temperature	+10° C / +50° F	+43° C / 110° F
Water temperature	+3° C / +37° F	+32° C / +90° F
Voltage	-10%	+10%
Water inlet pressure	1bar (14 psi)	6bar (84 psi)

► Performances

	Air temperature	Water temperature					
		7° C	45° F	15° C	60° F	21° C	70° F
	10° C	97 kg					
	50° F		214 lbs				
	21° C			95 kg			
	70° F				209 lbs		
	32° C					82 kg	
	90° F						181 lbs

► Connections

All measures are referred to the rear bottom-left corner (L-H-Ø)

- ① Water in.: 116 mm / 4 9/16" - 285 mm / 11 4/16" - 3/4" ② Water out.: 54 mm / 2 2/16" - 245 mm / 9 10/16" - 24 mm / 15/16"
- ③ Electrical connections: 161 mm / 6 5/16" - 321 mm / 12 10/16"

► Technical information

Production in 24h	95 kg / 209 lbs
Store capacity, up to	55 kg / 121 lbs
Cooling system	A
Kind of cube	A-18g, C-33g, D-13g, E-42g
Refrigerant	R290
Standard voltage	220-240 V ~ 50 Hz
Average power consumption	890 W
Fuse	10 A
Electrical consumption	23 kWh/100kg

Water consumption	A: 3 l/kg - 36 gal/100 lbs
Sizes (L-P-H mm)	738 - 600 - 1020
(L-P-H in)	29 1/16 - 23 10/16 - 40 3/16
Sizes with pack (L-P-H mm)	780 - 640 - 1185
(L-P-H in)	30 11/16 - 25 3/16 - 46 10/16
Net weight	89 kg / 196 lbs
Gross weight	102 kg / 225 lbs
Finish	AISI 304 stainless steel, scotch brite

All the technical information must be considered at the following conditions:

- Sizes without feet
- Standard Cube (18 g)
- Ambient temperature +21° C
- Water temperature +15° C
- Electrical consumption at +32° C (standard voltage)
- Average power consumption at +43° C (standard voltage)

Models and specifications are subject to change without notice

Rev. 02. - Issued April 2018



www.bremaice.it
info@bremaice.it

Bim + Data
download

